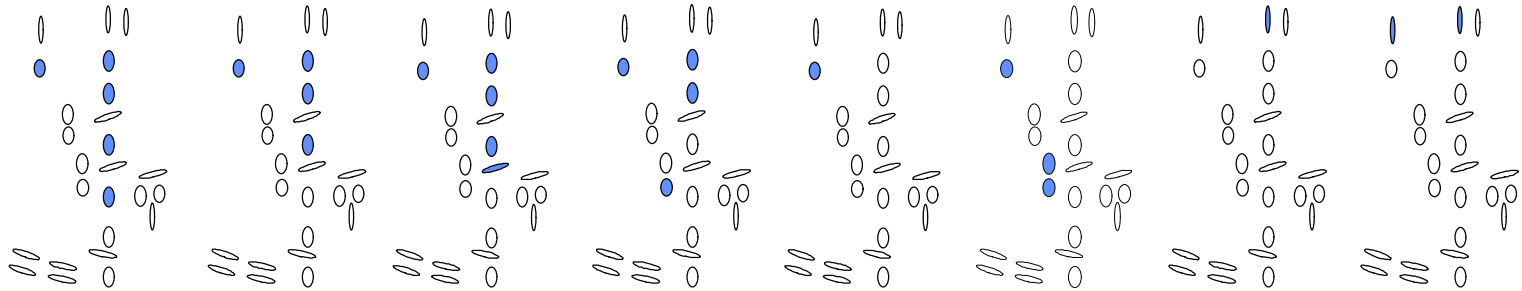


A# Harmonic Minor - Beginner

The image shows a musical staff in treble clef with a common time signature (C). The key signature consists of three sharps: F#, C#, and G#. The scale is presented in two directions: ascending and descending. The ascending scale is shown in the first two measures, and the descending scale is shown in the next two measures. Blue ovals represent notes, and black 'x' marks indicate fingerings. Vertical bar lines separate the measures. Below the staff, the notes are written out as text: A#B#C#D#E#F#GxA# A#B#C#D#E#F#GxA# A#GxF#E#D#C#B#A# A#GxF#E#D#C#B#A#.

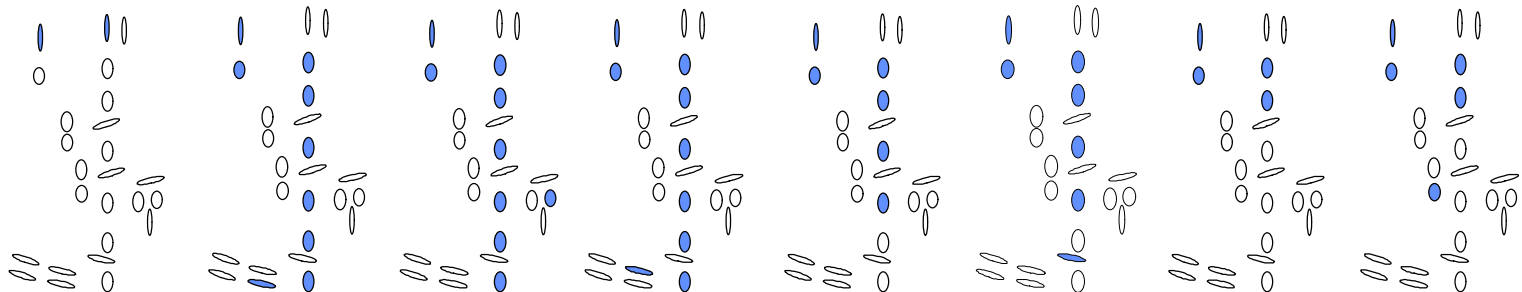
A#B#C#D#E#F#GxA# A#B#C#D#E#F#GxA# A#GxF#E#D#C#B#A# A#GxF#E#D#C#B#A#

A# Harmonic Minor - Beginner
 Fingerings
 First Octave - Ascending (Going Up)
 Take Fingerings from Left to Right



A#	B#	C#	D#	E#	F#	Gx	A#
Ionian	Dorian		Phrygian	Lydian	Mixolydian	Aeolian	Locrian
A#B#C#D#E#F#GxA#	B#C#D#E#F#GxA#B#	C#D#E#F#GxA#B#C#	D#E#F#GxA#B#C#D#	E#F#GxA#B#C#D#E#	F#GxA#B#C#D#E#F#	GxA#B#C#D#E#F#Gx	

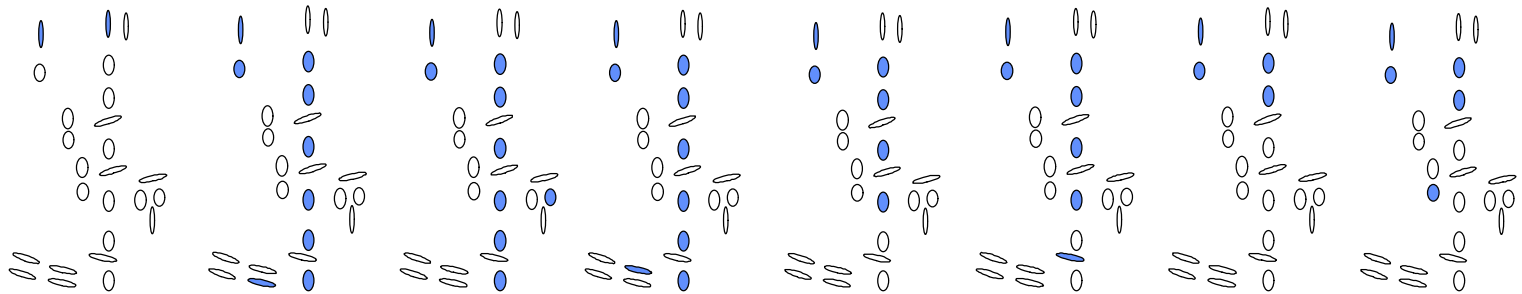
Fingerings
 Second Octave - Ascending (Going Up)
 Take Fingerings from Left to Right



A#	B#	C#	D#	E#	F#	Gx	A#
Ionian	Dorian		Phrygian	Lydian	Mixolydian	Aeolian	Locrian
A#B#C#D#E#F#GxA#	B#C#D#E#F#GxA#B#	C#D#E#F#GxA#B#C#	D#E#F#GxA#B#C#D#	E#F#GxA#B#C#D#E#	F#GxA#B#C#D#E#F#	GxA#B#C#D#E#F#Gx	

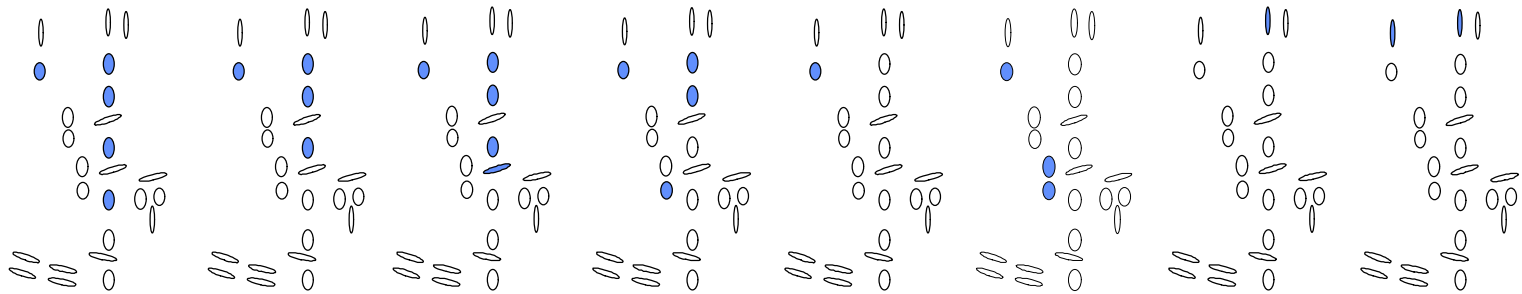
Fingerings

A# Harmonic Minor - Beginner
 Second Octave - Descending (Going Down)
 Take Fingerings from Right to Left



A#	B#	C#	D#	E#	F#	Gx	A#
Ionian	Dorian		Phrygian	Lydian	Mixolydian	Aeolian	Locrian
A#GxF#E#D#C#B#A#	B#A#GxF#E#D#C#B#	C#B#A#GxF#E#D#C#	D#C#B#A#GxF#E#D#	E#D#C#B#A#GxF#E#	F#E#D#C#B#A#GxF#	GxF#E#D#C#B#A#Gx	

Fingerings
 First Octave - Descending (Going Down)
 Take Fingerings from Right to Left



A#	B#	C#	D#	E#	F#	Gx	A#
Ionian	Dorian		Phrygian	Lydian	Mixolydian	Aeolian	Locrian
A#GxF#E#D#C#B#A#	B#A#GxF#E#D#C#B#	C#B#A#GxF#E#D#C#	D#C#B#A#GxF#E#D#	E#D#C#B#A#GxF#E#	F#E#D#C#B#A#GxF#	GxF#E#D#C#B#A#Gx	